

# RIEGL Lasertape LD05e-A10, LD05e-A30

The *RIEGL* Lasertape is a **multi-purpose laser distance meter** based on precise **time-of-flight** laser range measurement.

It uses state-of-the-art **digital signal processing** enabling precise distance measurement for complex multi-target situations even under bad visibility conditions.

Digitizing the echo signal and subsequent analyzing allows multi-target distance measurements. Up to four target distances can be detected and provided for each laser shot.




The LD05e-A10 / LD05e-A30 can be configured for various application modes:

- **High Penetration Mode** for complex target situations, based on a sequence of laser shots, self-adapting (rather low) data update rate  
Significant enhancement of the maximum range based on Pre-Detection-Averaging
- **Fast Mode** with an update rate between High Penetration Mode and High Speed and Mode
- **High Speed Mode** for simple target situations, high data update rate

- Short infrared laser pulses providing **excellent interference immunity**
- Narrow measurement beam with low divergence for **excellent spatial resolution**
- **Measurement to almost any surface** regardless of the angle of incidence of the beam and the surface characteristics
- Lightweight, stable aluminium housing, ready **to be used in harsh industrial environments**.
- Different basic instrument types with pre-configured measurement modes, but also **individually programmable for customer specific applications**

visit our webpage  
[www.riegl.com](http://www.riegl.com)






## Performance Examples

	LD05e-A10	LD05e-A30
<b>High Penetration Mode</b>		
<b>Measurement range</b> <sup>1)</sup> for natural targets, $\rho \geq 80\%$ for natural targets, $\rho \geq 10\%$ reflector foil <sup>2)</sup> & plastic cat's-eye reflector	up to 300 m up to 90 m up to 1300 m	up to 800 m up to 260 m up to 2500 m
<b>Minimum range</b> <sup>3)</sup>	2 m	2 m
<b>Measurement accuracy</b> <sup>4) 5)</sup>	typ. $\pm 20$ mm	typ. $\pm 20$ mm
<b>Measurement rate</b> <sup>6)</sup>	typ. 10 Hz	typ. 10 Hz
<b>Max. number of targets</b>	4	4
<b>Fast Mode</b>		
<b>Measurement range</b> <sup>1)</sup> for natural targets, $\rho \geq 80\%$ for natural targets, $\rho \geq 10\%$ reflector foil <sup>2)</sup> & plastic cat's-eye reflector	up to 170 m up to 60 m up to 900 m	up to 450 m up to 150 m up to 2100 m
<b>Minimum range</b> <sup>3)</sup>	2 m	2 m
<b>Measurement accuracy</b> <sup>4) 5)</sup>	typ. $\pm 20$ mm	typ. $\pm 20$ mm
<b>Measurement rate</b>	100 Hz	100 Hz
<b>Max. number of targets</b>	3	3
<b>High Speed Mode</b>		
<b>Measurement range</b> <sup>1)</sup> for natural targets, $\rho \geq 80\%$ for natural targets, $\rho \geq 10\%$ reflector foil <sup>2)</sup> & plastic cat's-eye reflector	up to 120 m up to 40 m up to 600 m	up to 300 m up to 100 m up to 1400 m
<b>Minimum range</b> <sup>3)</sup>	2 m	2 m
<b>Measurement accuracy</b> <sup>4) 5)</sup>	typ. $\pm 20$ mm	typ. $\pm 20$ mm
<b>Measurement rate</b>	2000 Hz	2000 Hz
<b>Max. number of targets</b>	3	3

- 1) The following conditions are assumed
  - target is larger than footprint of laser beam, • perpendicular angle of incidence, • visibility 10 km
  - typical values for average ambient brightness conditions. In bright sunlight, the operational range is considerably shorter than under an overcast sky. At dawn or at night the range is even higher.
- 2) Reflecting foil 3M DG4090 or equivalent, dimensions  $\geq 0.45 \times 0.45$  m<sup>2</sup>.
- 3) Minimum distance 3 m for full accuracy with reflecting foil and minimum distance 30 m for full accuracy with plastic cat's-eye reflector.
- 4) One sigma standard deviation @ 50 m range under *RIEGL* test conditions.
- 5) Plus distance depending error  $\leq \pm 20$  ppm.
- 6) With self-adapting measurement time selected, the effective data update rate depends on the number of targets and their reflectivity and distance.



## Laser Specifications

	LD05e-A10	LD05e-A30
<b>Wavelength</b>	near infrared	
<b>Beam divergence</b> <sup>1)</sup>	2.6 x 2.0 mrad	1.4 x 1.6 mrad
<b>Laser product classification</b> according to IEC 60825-1:2014 / EN 60825-1:2014/A11:2021  The following clause applies for instruments delivered into the United States: Complies with 21 CFR 1040.10 and 1040.11 except for conformance with IEC 60825-1 Ed.3., as described in Laser Notice No. 56, dated May 8, 2019.	Laser Class 1M    Viewing the laser output with certain optical instruments (for example telescopes and binoculars) may pose an eye hazard.	

1) Measured at the 1/e<sup>2</sup> points. 1mrad corresponds to 10 cm beam width per 100 m distance.

## General Technical Data

	LD05e-A10	LD05e-A30
<b>Data interfaces</b> Data port Configuration port	RS-232/RS-422 RS-232/RS-422	
<b>Power supply</b>	11 – 28 V DC, 24 VDC nominal	
<b>Power consumption</b>	16 W	
<b>Main dimensions (L x W x H) mm</b>	238 x 133 x 84	
<b>Weight</b>	approx. 2.0 kg	
<b>Protection class</b>	IP64	
<b>Temperature range</b> Operation Storage	-10°C up to +50°C <sup>1)</sup> -20°C up to +60°C <sup>1)</sup>	
<b>Mounting</b>	Flanges on both sides	
<b>Analog Output</b>	4 – 20 mA <sup>2)</sup> , not galvanically isolated, resolution 16 Bit, linearity 1 ‰ of full scale	
<b>Voltage Output</b>	0 – 10 V <sup>2)</sup> , not galvanically isolated, source resistance 100 Ohm, resolution 16 Bit, linearity 4 ‰ of full scale	
<b>Switching Output</b>	2 x PNP transistor driver <sup>3)</sup> , built-in thermal and short-circuit protection, switching current 200 mA max., switching voltage = supply voltage	

1) The life expectancy (MTBF) of the instrument is reduced in case of operation and/or storage at high temperatures.

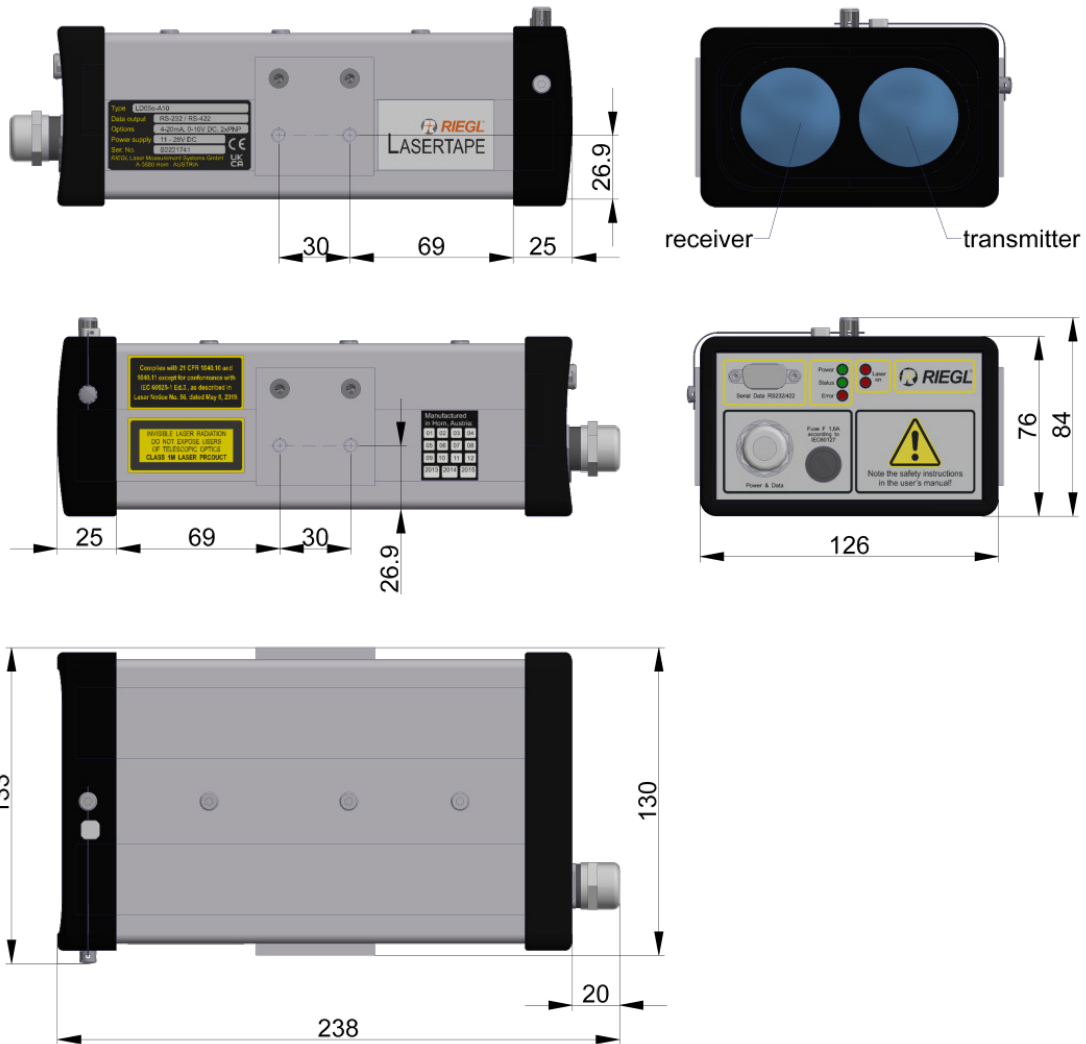
2) Operating range selectable via serial interface.

3) Switching points adjustable via serial interface.

# Technical Data Lasertape




## Dimensional Drawings LD05e-A10 / LD05e-A30



All dimensions in mm

Copyright RIEGL Laser Measurement Systems GmbH © 2024 – All rights reserved. Use of this data sheet other than for personal purposes requires RIEGL's written consent. This data sheet is compiled with care. However, errors cannot be fully excluded and alternations might be necessary. Data Sheet RIEGL Lasertape LD05e-A10, LD05e-A30, 2024-02-13, page 4 of 4



RIEGL Laser Measurement Systems GmbH, 3580 Horn, Austria  
 Tel.: +43-2982-4211, E-mail: office@riegl.co.at, www.riegl.com  
 RIEGL USA Inc., E-mail: info@rieglusa.com, www.rieglusa.com  
 RIEGL Japan Ltd., E-mail: info@riegl-japan.co.jp, www.riegl-japan.co.jp  
 RIEGL China Ltd., E-mail: info@riegl.cn, www.riegl.cn  
 RIEGL Australia Pty Ltd., E-mail: info@riegl.com.au, www.riegl.com  
 RIEGL Canada Inc., E-mail: www.rieglcanada.com  
 RIEGL UK Ltd., E-mail: www.riegl.co.uk